


This is a revised copy of our print catalog. It represents our latest offering but our website is always most current and complete with

- \* Latest new items and specifications
- \* selection filters to find products fast
- \* helpful design information
- \* 2D drawings and 3D models

Click this box for [GUDEN.COM](http://GUDEN.COM)

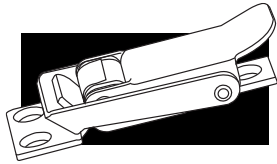


**GUDEN**  
INDUSTRIAL HARDWARE MADE EASY

## CATCHES & SUPPORTS

### CONTENTS

- |    |                            |    |                          |    |                    |
|----|----------------------------|----|--------------------------|----|--------------------|
| 40 | Compression Spring Catches | 41 | Slam Latches             | 42 | Lid Supports       |
| 40 | Draw Pull Catches          | 41 | Snap-in Magnetic Catches | 42 | Table Leg Supports |
| 40 | Nonmagnetic Catches        | 42 | Reversible Lid Supports  |    |                    |
| 41 | Hasps & Staples            | 42 | Fall Supports            |    |                    |



# CATCHES, HASPS & STAPLES



No. 8341



No. 8342



No. 8330 & 8331



No. 8332



No. 8333



No. 8335



## COMPRESSION SPRING CATCHES

Part No.	Overall Length	Max. Width	Holes	Material	Finish
NHPS8341	2.75	1.14	None	Steel	None
8341-02	2.75	1.14	.144	Steel	Zinc
NHSTS8341	2.75	1.14	None	Stainless	None
8341-32	2.75	1.14	.144	Stainless	None
NHPS8342	3.34	1.82	None	Steel	None
8342-02	3.34	1.82	.130	Steel	Zinc
NHSTS8342	3.34	1.82	None	Stainless	None
8342-32	3.34	1.82	.216	Stainless	None

## DRAW PULL CATCHES

Part No.	Overall Length	Max. Width	Holes	Material	Finish
NHPS8330	2.09	1.06	None	Steel	None
8330-02	2.09	1.06	.130	Steel	Zinc
NHSTS8330	2.09	1.06	None	Stainless	None
8330-32	2.09	1.06	.130	Stainless	None
NHPS8331	2.43	1.03	None	Steel	None
8331-02	2.43	1.03	.130	Steel	Zinc
NHSTS8331	2.43	1.03	None	Stainless	None
8331-32	2.43	1.03	.130	Stainless	None
NHPS8332	2.25	.93	None	Steel	None
8332-02	2.25	.93	.130	Steel	Zinc
NHSTS8332	2.25	.93	None	Stainless	None
8332-32	2.25	.93	.130	Stainless	None
NHPS8333	3.93	1.03	None	Steel	None
8333-02	3.93	1.03	.195	Steel	Zinc
NHSTS8333	3.93	1.03	None	Stainless	None
8333-32	3.93	1.03	.195	Stainless	None
NHPS8335	3.81	1.26	None	Steel	None
8335-02	3.81	1.26	.218	Steel	Zinc
NHSTS8335	3.81	1.26	None	Stainless	None
8335-32	3.81	1.26	.218	Stainless	None

## NONMAGNETIC TENSION CATCHES - SOLID EXTRUDED BRASS

Part No.	Length	Width	Projection	Finishes
1*	1.86	.31	.51	04, 26D
2*	2.15	.43	.60	04, 26D
3*	3.10	.75	.88	04, 26D

\* Solid extruded brass with screws at top and bottom provides an adjustable tension feature. Rust-proof bronze balls and stainless springs.

\*\* Cast brass construction with adjusting screws, chrome-plated balls and steel springs.

**ELECTRO-POLISHED STAINLESS STEEL HASPS & STAPLES**

Part No.	Slotted Arm Length	Pad Length	Pin Length	Gauge	Holes	Use Staple No.
NHSTS91125	2.50	1.12	1.00	.072	None	NHSTS9132
NHSTS91135	3.50	1.34	1.50	.077	None	NHSTS9133
NHSTS91145	4.50	2.25	1.50	.089	None	NHSTS9133
NHSTS91160	6.00	2.75	1.88	.107	None	NHSTS9133
STS91125	2.50	1.12	1.00	.072	#6 ctsk	STS9132
STS91135	3.50	1.34	1.50	.077	#8 ctsk	STS9133
STS91145	4.50	2.25	1.50	.089	#8 ctsk	STS9133
STS91160	6.00	2.75	1.88	.107	#10 ctsk	STS9133
STS912	2.81	0.75	1.12	.060	#8 ctsk	STS914



Stainless Steel and Aluminum, Hasps No. STS911 & AL911

Staple No. STS913



Stainless Steel, Hasp No. STS912

Staple No. STS914

**ALUMINUM HASPS & STAPLES**

Part No.	Slotted Arm Length	Pad Length	Pin Length	Gauge	Holes	Use Staple No.
AL91135	3.50	1.34	1.50	.077	#8 ctsk	STS9133



Plain Steel, Hasp No. NHPS91135

Staple No. NHPS9133

**PLAIN STEEL HASPS & STAPLES**

Part No.	Slotted Arm Length	Pad Length	Pin Length	Gauge	Holes	Use Staple No.
NHPS91135	3.34	1.34	1.50	.077	None	NHPS9133
NHPS625	1.63	.50	1.00	.042	None	NHPS626
NHPS825	1.88	.63	1.12	.058	None	NHPS626



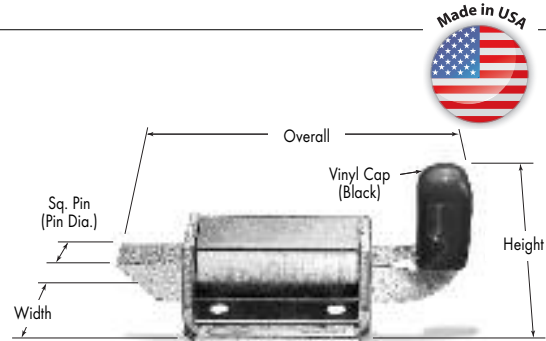
Plain Steel, Welding Hasps No. NHPS625 & NHPS825

Staple No. NHPS626

\* Hasps and Staples are sold separately.

**SLAM LATCHES**

Item	Material	Finish	Overall	Height	Width	Pin
9601-02	9601 Steel Slam Latch	Zinc Plated	2.870	1.000	1.250	.375
9601-32	9601 Stainless Slam Latch	Passivated	2.870	1.000	1.250	.375
9602-02	9602 Steel Slam Latch	Zinc Plated	3.750	1.250	1.625	.437
9603-02	9603 Steel Slam Latch	Zinc Plated	4.875	1.375	2.000	.500



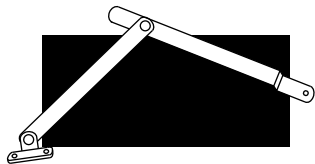
**SNAP-IN MAGNETIC CATCHES**

Part No.	Width	Depth	Width of Magnet	No. of Magnets
8320-MAG	1.12	.81	.32	1
8321-MAG	1.12	.85	.55	2




No. 8320-MAG

No. 8321-MAG

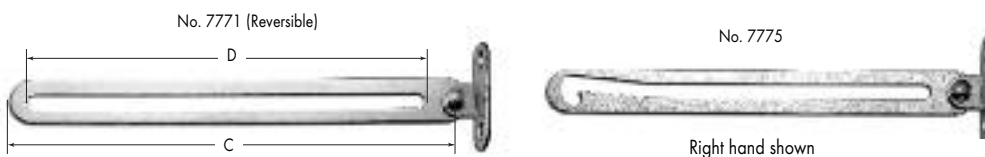


# LID SUPPORTS



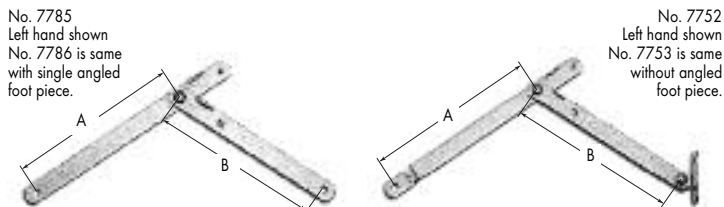
## REVERSIBLE LID SUPPORTS

Part No.	Arm Length C to C (A)	Thickness	Slotted Arm Length (B)	Thickness	Finish
7766 RV	5.25	.050	5.71	.050	14



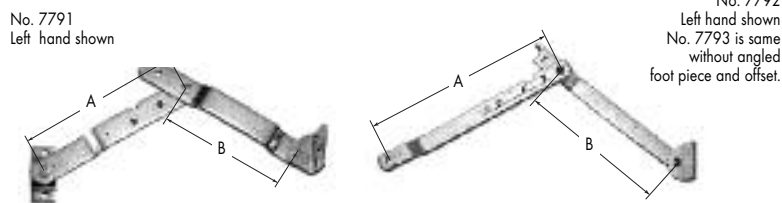
## FALL SUPPORTS

Part No.	Overall Length (C)	Width	Thickness	Slot Length (D)	Finish
7771 RV	6.63	.63	.062	5.75	14
7775 RH or LH	6.22	.63	.062	5.38	14



## LID SUPPORTS

Part No.	Thickness	Width	A	B	Finish
7752 RH or LH	.093	.50	4.88	4.88	14
7753 RH or LH	.093	.50	4.88	4.88	14
7785 RH or LH	.062	.50	4.44	4.44	14



## TABLE LEG SUPPORTS

Part No.	Thickness	Width	A	B	Finish
7791 RH or LH	.146	1.25	8.41	6.59	02
7792 RH or LH	.109	.64	7.05	5.45	02
7793 RH or LH	.109	.64	7.15	5.40	02

Note: Specify Part No. with RV for reversible (where applicable) or LH, RH for left- or right-handed, then a dash with the finish number, i.e., 7775RH-14.

800-3-HINGES • FAX 631-737-2933 • GUDEN.COM